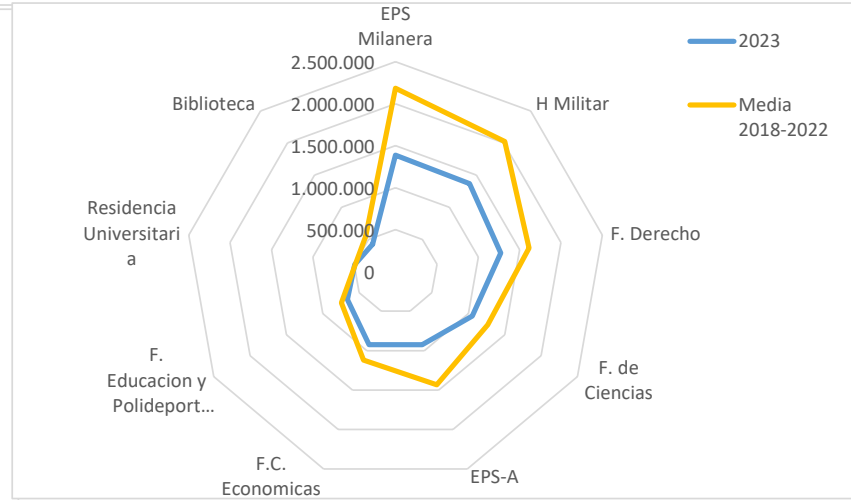
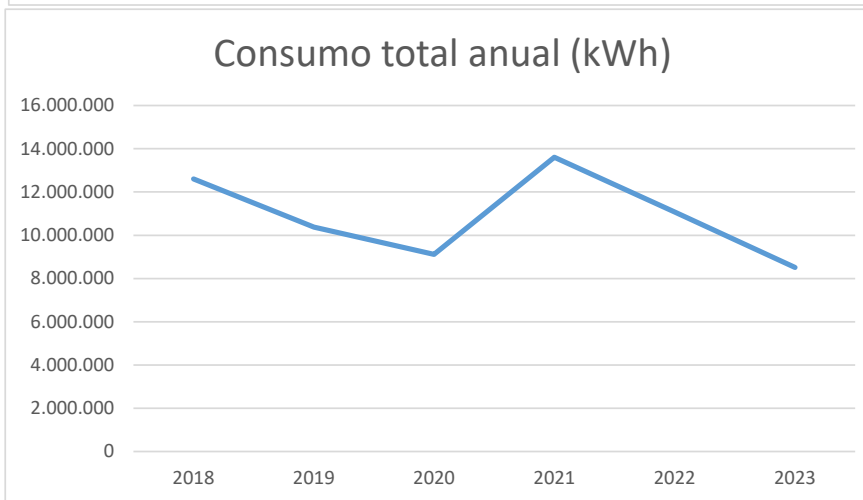
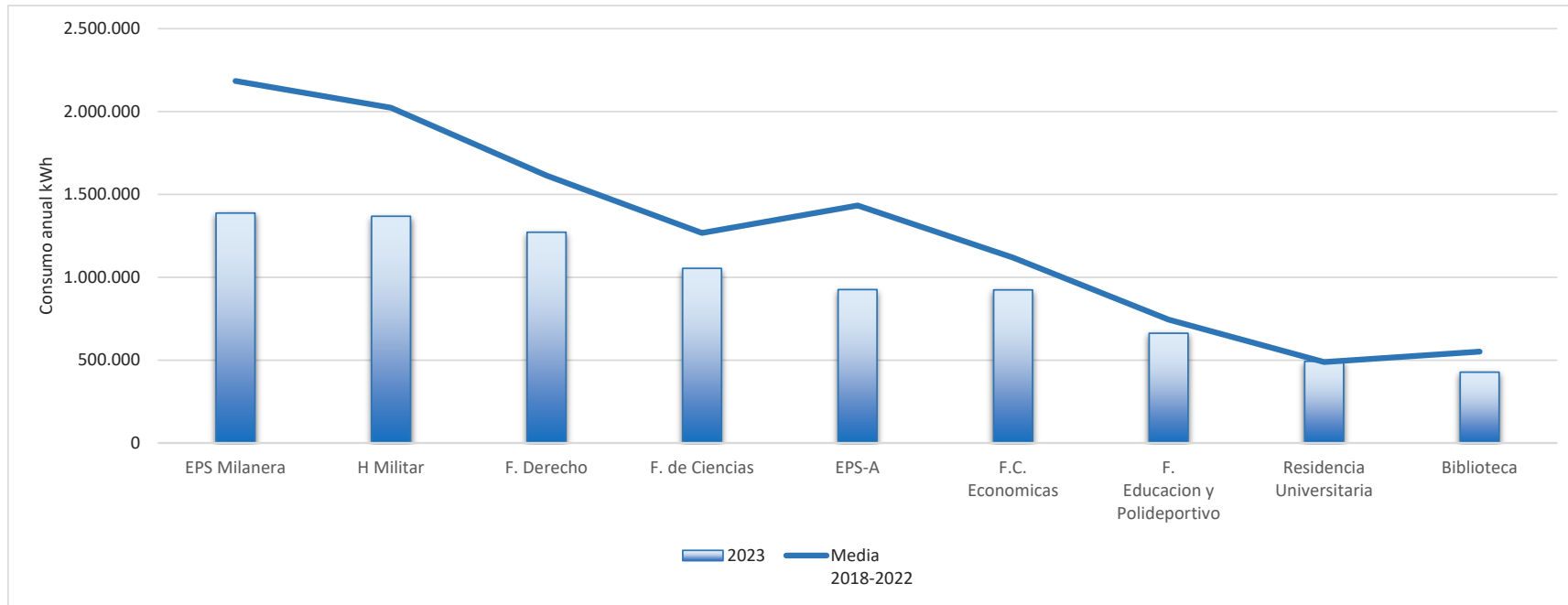


## CONSUMO DE GAS NATURAL RESUMEN

	F. de Ciencias	F. Derecho	F.C. Economicas	F. Educacion y Polideportivo	EPS-A	EPS Milanera	H Militar	Biblioteca	Residencia Universitaria	TOTAL
2018	1.467.759	1.901.975	1.398.378	872.676	1.772.206	2.184.783	1.932.587	468.003	605.138	12.603.503
2019	1.126.502	1.506.184	1.039.097	734.428	1.195.425	2.086.759	2.020.004	485.390	186.728	10.380.517
2020	985.853	1.320.752	850.965	438.145	997.425	1.743.597	1.883.298	438.443	451.718	9.110.197
2021	1.491.705	1.726.293	1.186.059	933.458	1.768.573	2.721.959	2.256.699	813.158	709.602	13.607.506
2022	1.335.105	1.537.982	897.263	945.636	1.371.860	2.443.654	1.581.734	424.682	537.424	11.075.340
2023	1.053.654	1.271.584	923.646	661.969	925.550	1.387.356	1.368.145	427.287	492.557	8.511.748
media 2018-2022	1.267.955	1.613.801	1.118.625	744.677	1.433.407	2.184.274	2.023.147	551.249	488.296	11.425.431
% Variación de gasto anual 2023	-21,1%	-17,3%	2,9%	-30,0%	-32,5%	-43,2%	-13,5%	0,6%	-8,3%	-8,3%
<b>Consumo Unitario 2022 (kWh/m<sup>2</sup>)</b>	82	94	44	54	49	51	75	49	100	

	2023	2022	% Variación anual 2023	Media 2018-2022	% Vari 2023 respecto media 2018- 2022	% sobre total 2023
EPS Milanera	1.387.356	2.443.654	-43,2%	2.184.274	-36,5%	16,3%
H Militar	1.368.145	1.581.734	-13,5%	2.023.147	-32,4%	16,1%
F. Derecho	1.271.584	1.537.982	-17,3%	1.613.801	-21,2%	14,9%
F. de Ciencias	1.053.654	1.335.105	-21,1%	1.267.955	-16,9%	12,4%
EPS-A	925.550	1.371.860	-32,5%	1.433.407	-35,4%	10,9%
F.C. Economicas	923.646	897.263	2,9%	1.118.625	-17,4%	10,9%
F. Educacion y Polideportivo	661.969	945.636	-30,0%	744.677	-11,1%	7,8%
Residencia Universitaria	492.557	537.424	-8,3%	488.296	0,9%	5,8%
Biblioteca	427.287	424.682	0,6%	551.249	-22,5%	5,0%

	Consumo Unitario 2023 (kWh/m <sup>2</sup> )
Residencia Universitaria	100
F. Derecho	94
F. de Ciencias	82
H Militar	75
Educacion y Polideportivo	54
EPS Milanera	51
Biblioteca	49
EPS-A	49
F.C. Economicas	44



## CONSUMO DE GAS NATURAL RESUMEN

